


# DOL 26 and iDOL 26 Capacitive Sensors



DOL 26 / iDOL 26 is a capacitive sensor for detection of loose and solid materials.

SCR output versions are available in 2-wire versions. PNP and NPN output versions are available in 4-wire versions.

The products are suitable together with contactors, relays, PLC's and similar within the agricultural and industrial sector. DOL 26 / iDOL 26 is immune to EMI, short-circuits and any overload. The mechanical design makes DOL 26 / iDOL 26 ideal for integration into applications with limited space. The full-return cable option is especially suitable for feeding pans. Very low current consumption in off state – enables possibility for sensors working in parallel on the same contactor. Unique possibility for controlling cross auger systems.

## RELIABILITY

The sensor's electronics are completely embedded in a thermoplastic casing. This achieves a very high resistance to moisture and other external influences in aggressive environments. The sensor is CE, C-UL and UL approved and has a high immunity to noise from electric communication (e.g. from mobile phone) and transients (e.g. from motors and contactors). This makes the sensor very reliable and dependable in operation.

## Adjustment

DOL 26 is available with different functions whereas iDOL 26 has all functions.

DOL 26 has trimmers with different functions depending on its type.

iDOL 26 settings can be adjusted with the SmartAdjust app.

## Functional description

### Delayed disconnection:

Fixed delay *or* delay can be adjusted on the trimmer or via the SmartAdjust app.

### Delayed connection:

Fixed delay *or* delay can be adjusted on the trimmer or via the SmartAdjust app.

### Sensitivity:

Fixed distance *or* distance can be adjusted on the trimmer or via the SmartAdjust app.

### MaxRun-timer:




DOL 26 settings on the trimmer: OFF, Period 1, Period 2.

iDOL 26 adjustable 1-7200s via SmartAdjust app.

LED indication	DOL 26 SCR / iDOL 26 SCR status	DOL 26 PNP/NPN / iDOL 26 PNP/NPN STATUS
RED OFF	Sensor output is OFF	
RED slow flashing	Sensor delay is active	
RED double flashing	Sensor load error (overcurrent protection is active) MaxRunTimer is active (optional)	
RED ON	Sensor output is ON	
GREEN OFF	-	No power to sensor
GREEN ON	-	Power to sensor

## Technical data

		DOL 26 SCR / iDOL 26 SCR	DOL 26 PNP/NPN / iDOL 26 PNP/NPN
<b>Electrical</b>			
Supply voltage (Ue)	V AC/DC	20 - 280	-
	V DC	-	10 - 36
Frequency	Hz	47 - 63	
Max. ripple	%	-	10
Max. current	mA AC/DC	500	-
	mA DC	-	500
Inrush current	A	< 2,5A @ 30 ms	-
Direct connection to Ue (current >> 500 mA) without damage to the sensor	Number	>10	
Min. ON current	mA AC/DC RMS	< 10 (Ue = 20 - 90)	-
		< 6 (Ue = 90 - 280)	-
OFF current	mA AC/DC RMS	< 3 (Ue = 20 - 90)	-
		< 1 (Ue = 90 - 280)	-
Voltage drop, output ON	V AC/DC	< 6	-
	V DC	-	< 2.5
current consumption without load	mA DC	-	< 6
<b>Specifications</b>			
Detection speed	Hz	>15	>100
Time delay, start-up	ms	265	60
Time delay, ON*	ms-s	< 65 - 600	<10 - 600
Time delay, OFF* (adjustable)	s	0.1 - 600	
Activation distance (Sn)* (adjustable)	mm (inches)	0 - 12 (0 - 0.47)	
Safe activation distance	mm (inches)	4 - 10 (0.16 - 0.39)	
Repeatability	%	5	
Hysteresis	%	4 - 10	

		DOL 26 SCR / iDOL 26 SCR	DOL 26 PNP/NPN / iDOL 26 PNP/NPN
MaxRunTimer* (3 settings for DOL 26, stepless 1-7200 s for iDOL 26)	s	OFF / Period 1 / Period 2	
Number of single turn 240° potentiometer (DOL 26)		0, 1 or 2	
SmartAdjust (iDOL 26)		   <p>Activated NFC required</p>	
Number of outputs		1	1 or 2
Type of output		NO or NC	NO and NC
Indicator for power ON		-	Green LED
Indicator for sensor output state ON or Error		Red LED	
<b>Mechanical</b>			
Sensor length	mm (inches)	89 (3 1/2)	
Sensor diameter (d)	mm (inches)	18 (11/16)	
Cable dimensions	mm2 (AWG)	2x0.5 (2xAWG20)	4x0.26 (4xAWG22)
Cable length	m(ft.)	2 (6.6)	
Cable type		UL2517	
Weight incl. cable	g (oz)	170 (6)	
<b>Environment</b>			
Operating temperature	°C (°F)	-20 to +70 (-4 to +158)	
Operating temperature, USA and Canada, Ie < 300mA	°C (°F)	-20 to +70 (-4 to +158)	
Operating temperature, USA and Canada, Ie < 500mA	°C (°F)	-20 to +65 (-4 to +149)	-20 to +70 (-4 to +158)
Temperature, storage	°C (°F)	-40 to +80 (-40 to +176)	
Protection class	IP	69k (DIN 40050-9)	
	NEMA	1, 3, 4, 6, 12, 13	
Approval		CE, UL, C-UL	

\*Option – can be changed / introduced upon request. See the current functions on the product label.

### Dimensioned sketch

